



US00D787365S

(12) **United States Design Patent**  
**Kenny**

(10) **Patent No.:** **US D787,365 S**

(45) **Date of Patent:** **\*\* May 23, 2017**

(54) **DECORATION FOR AN ARTIFICIAL TREE**

(71) Applicant: **Ryan Kenny**, Dacula, GA (US)

(72) Inventor: **Ryan Kenny**, Dacula, GA (US)

(\*\*) Term: **15 Years**

(21) Appl. No.: **29/552,434**

(22) Filed: **Jan. 22, 2016**

(51) **LOC (10) Cl.** ..... **11-05**

(52) **U.S. Cl.** ..... **D11/130**

USPC ..... **D11/130**

(58) **Field of Classification Search**

USPC .... D11/117, 118, 121, 130, 130.1, 131, 142,  
D11/143, 146, 152, 153, 164  
CPC ..... A47G 33/00; A47G 33/04; A47G 33/045;  
A47G 33/06; A47G 33/08; A47G 33/12;  
A47G 33/1206; A47G 2033/1233; E04H  
12/22; E04H 12/2238; E04H 12/2292

See application file for complete search history.

(56) **References Cited**

**U.S. PATENT DOCUMENTS**

2,868,255	A *	1/1959	Fancher	.....	A47G 33/045
					206/423
D229,758	S *	1/1974	Bartel	.....	D11/130
D280,979	S *	10/1985	Groth	.....	428/131
4,581,277	A *	4/1986	Neale	.....	A47G 33/045
					2/211
D329,208	S *	9/1992	Bowling	.....	D11/130.1
5,323,558	A *	6/1994	Baumler	.....	A47G 33/045
					206/423
D371,755	S *	7/1996	Ditullo	.....	D11/130
D406,080	S *	2/1999	Marr	.....	D11/130
D418,082	S *	12/1999	Baumann	.....	D11/130.1
D450,621	S *	11/2001	Boucher	.....	D11/130.1

D497,831	S *	11/2004	Anderson	.....	D11/130
D628,512	S *	12/2010	Marsh	.....	D11/130.1
8,734,928	B1 *	5/2014	LaVigna	.....	F24C 1/10
					150/154
D737,171	S *	8/2015	Walter	.....	D11/130
D759,784	S *	6/2016	Wydner	.....	D22/199
D760,115	S *	6/2016	Zhao	.....	D11/130
D760,116	S *	6/2016	Zhao	.....	D11/130
D765,542	S *	9/2016	Aello Garcia	.....	D11/130

\* cited by examiner

*Primary Examiner* — Elizabeth J Oswecki

(74) *Attorney, Agent, or Firm* — Bryan W. Bockhop;  
Bockhop Intellectual Property Law, LLC

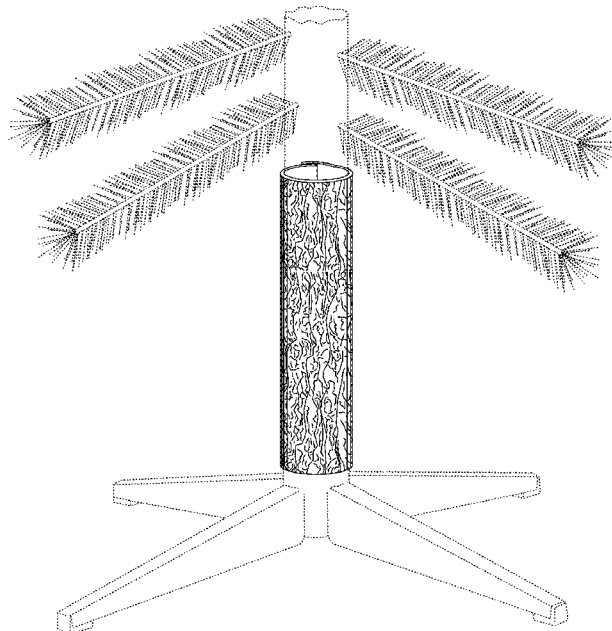
(57) **CLAIM**

The ornamental design for a decoration for an artificial tree, as shown and described.

**DESCRIPTION**

FIG. 1 is a top right perspective view of a decoration for an artificial tree showing my new design;  
FIG. 2 is a top plan view thereof;  
FIG. 3 is a bottom plan view thereof;  
FIG. 4 is a front side elevational view thereof;  
FIG. 5 is a back side elevational view thereof;  
FIG. 6 is a left side elevational view thereof;  
FIG. 7 is a right side elevational view thereof; and,  
FIG. 8 is a top front perspective view thereof, shown in a used condition with a tree shown in broken lines.  
The broken lines shown in the drawings represent portions of the decoration for an artificial tree that form no part of the claimed design.

**1 Claim, 3 Drawing Sheets**






FIG. 1




FIG. 2




FIG. 3



FIG. 4



FIG. 5



FIG. 6




FIG. 7

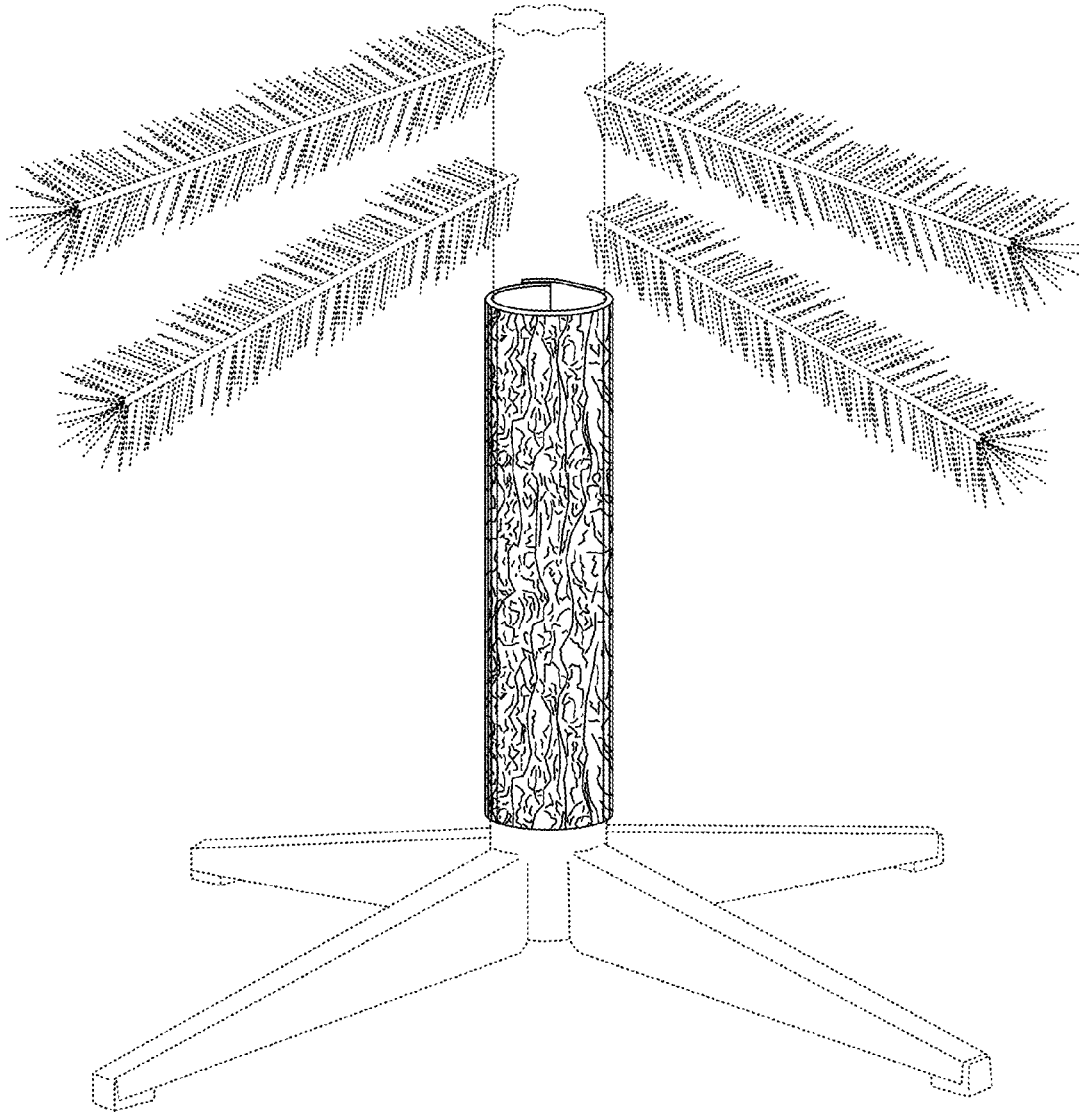


FIG. 8