



US00D858169S

(12) **United States Design Patent** (10) **Patent No.:** **US D858,169 S**
Diefenbach et al. (45) **Date of Patent:** **** Sep. 3, 2019**

(54) **WATER DISPENSER WITH TANK**
(71) Applicants: **Andreas Diefenbach**, Ludwigsburg (DE); **Stefan Andreesen**, Esslingen (DE); **Moritz Kemper**, Stuttgart (DE)
(72) Inventors: **Andreas Diefenbach**, Ludwigsburg (DE); **Stefan Andreesen**, Esslingen (DE); **Moritz Kemper**, Stuttgart (DE)
(73) Assignee: **RIPRUP Company S.A.**, St. Peter Port (GG)
(**) Term: **15 Years**
(21) Appl. No.: **29/630,220**
(22) Filed: **Dec. 20, 2017**

(30) **Foreign Application Priority Data**
Jun. 26, 2017 (DE) 40 2017 100 752
(51) **LOC (12) Cl.** **07-01**
(52) **U.S. Cl.**
USPC **D7/313**
(58) **Field of Classification Search**
USPC D7/300, 304-311, 312, 313, 314, 213;
D14/356, 371, 420, 421
CPC A47J 31/00; B67D 1/00; B67D 1/0003;
B67D 1/0004; B67D 1/0005; F25D
23/126; Y10T 137/00; Y10T 137/0318;
Y10T 137/0379
See application file for complete search history.

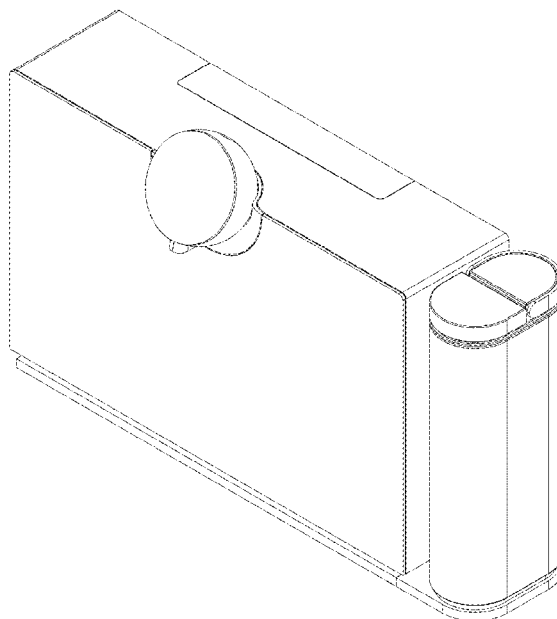
(56) **References Cited**
U.S. PATENT DOCUMENTS
5,233,914 A * 8/1993 English A47J 31/005
99/282
D596,441 S * 7/2009 Cahen D7/309
D726,482 S * 4/2015 Cahen D7/309
D795,631 S * 8/2017 Armstrong D7/326
D819,383 S * 6/2018 Hecht D7/306
D826,233 S * 8/2018 Zhou D14/421

* cited by examiner
Primary Examiner — Derrick E Holland
Assistant Examiner — Andrew Kerr
(74) *Attorney, Agent, or Firm* — Bryan W. Bockhop;
Bockhop Intellectual Property Law, LLC

(57) **CLAIM**
The ornamental design for a water dispenser with tank, as shown and described.

DESCRIPTION
FIG. 1 is an overhead isometric view of the front, right side and top of a water dispenser without tank showing my design.
FIG. 2 is a front elevational view thereof.
FIG. 3 is a top plan view thereof.
FIG. 4 is a back side elevational view thereof.
FIG. 5 is a bottom plan view thereof.
FIG. 6 is a left side elevational view thereof; and,
FIG. 7 is a right side elevational view thereof.
The broken lines showing portions of the water dispenser with tank are for the purpose of illustrating environmental structure and form no part of the claimed design.

1 Claim, 4 Drawing Sheets



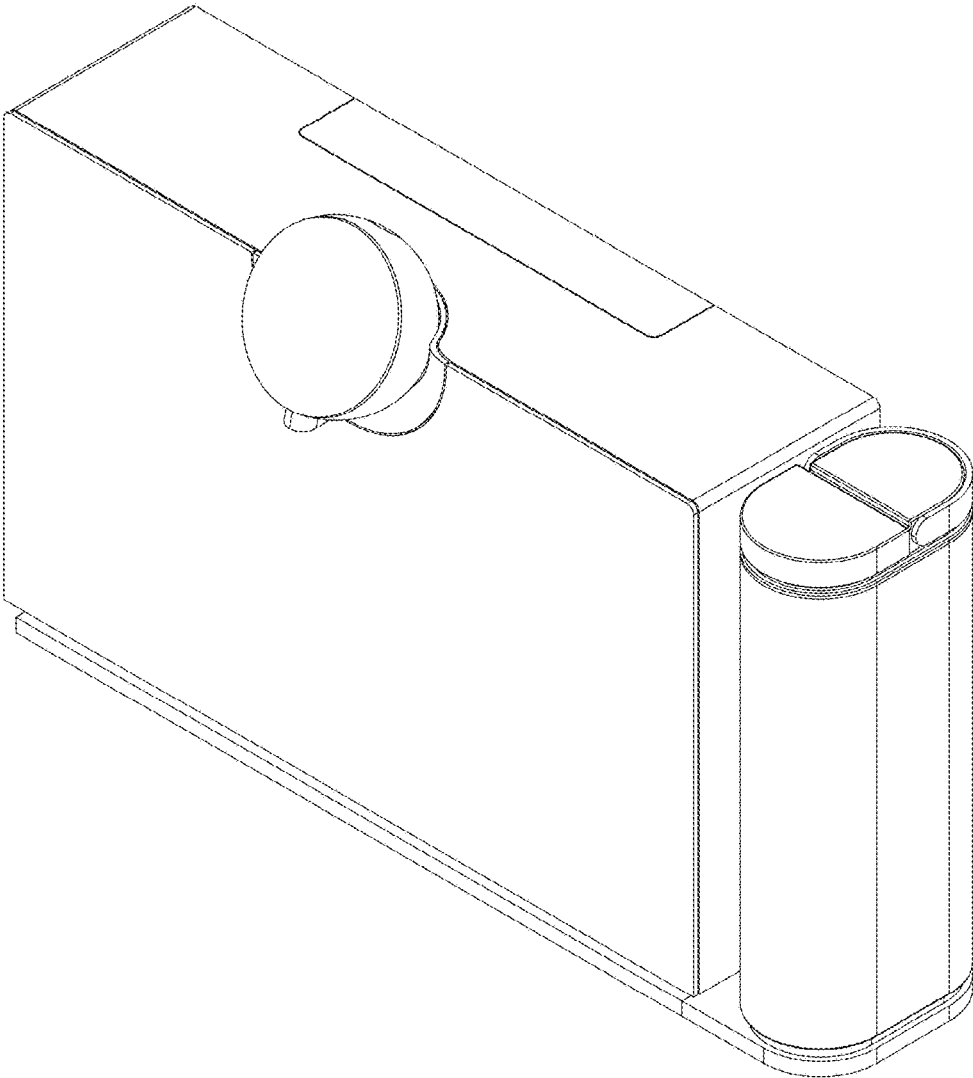


FIG. 1

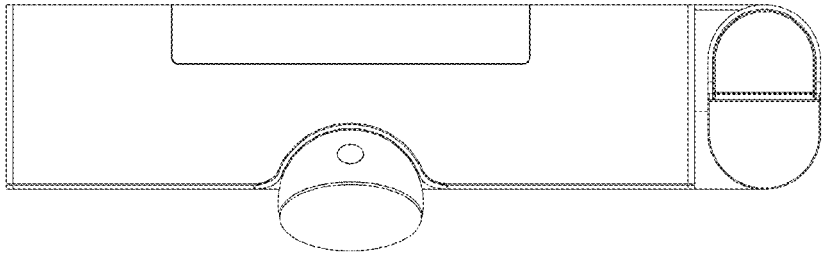


FIG. 3

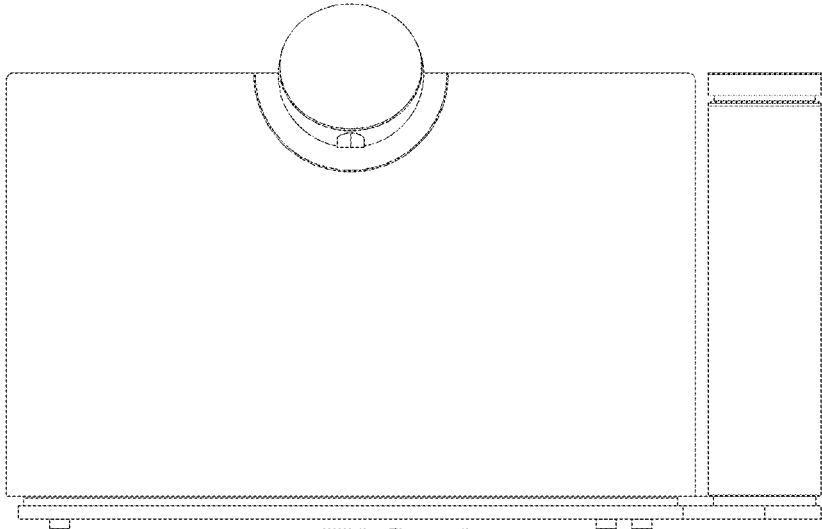


FIG. 2

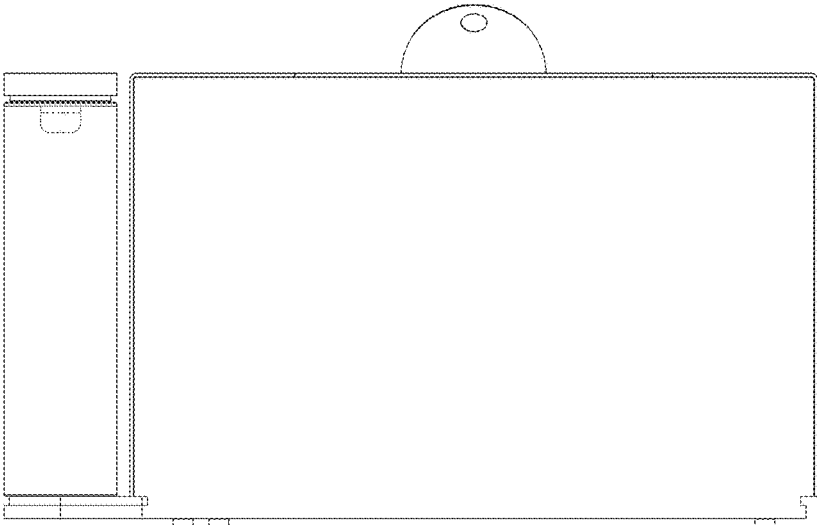


FIG. 4

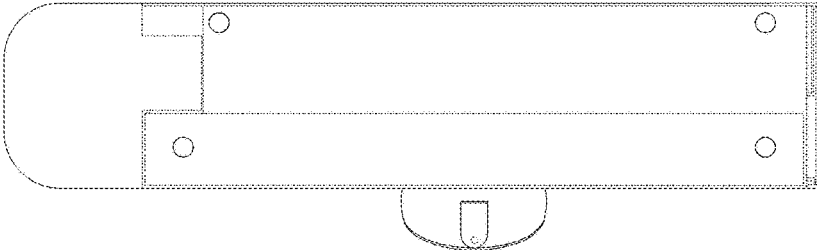


FIG. 5

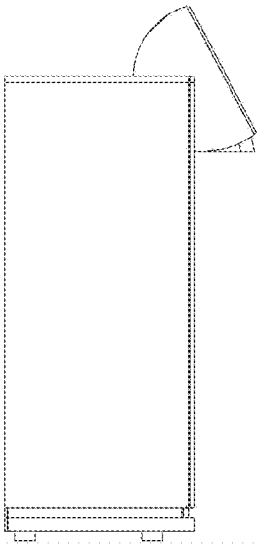


FIG. 6




FIG. 7